



Contact Point

Volume 41, 1

Utah Academy of General Dentistry

Feb 2016

President's Message

I hope everyone is having a great start to the year. Personally, its been a whirl wind of fun, sickness and kids going to the orthopedic surgeon. Just a brief introduction for those who don't know me, I live in St. George with my wife and 5 active children. I've been practicing dentistry for 14 years. I enjoy hunting, fishing and camping when we can get away. I've helped with the scout organization for 20+ years and was just awarded the Silver Beaver Award, it was pretty exciting! Each year I take the opportunity to travel with Dr. Karl Koerner to China where we work teaching Chinese dentists new techniques and provide dentistry to orphans. If you are interested in participating, please let me know!

This year we plan to continue CE courses and help those in the master track. We have a dental anesthesiologist, Dr. Kevin Croft who will be presenting at the AGD annual luncheon, which will be at the Joseph Smith building during the UDA. You don't want to miss it! He also has other courses throughout the year that could be beneficial to your office. Also, this year we have Duanne Callahan representing us as our AGD Delegate in Boston.

As the Utah AGD, we have been working to setup a mentoring program for the students at the dental schools in Utah, to help them to get a better understanding of "real world dentistry." If you are interested in becoming a mentor please email us your information. This will be rewarding endeavor for everyone involved.

(Continued to the right)

President
President Elect
Vice-President
Secretary
Past President
Editor/Web
Treasurer
Delegate
Membership Chair
Student Liaison,
Roseman University
Program Advisor
Program Advisor
Mastership Committee
Chair
Committee Member
Committee Member
Committee Member
Committee Member/
Consultant
CE Committee
Chair
Committee Member
Committee Member

Utah AGD Board

Scott Stucki	(435) 862-1106	drstuckioffice@gmail.com
Andy Ericksen	(801) 918-3477	dr.andrewericksen@gmail.com
Scott Tracy	(801) 756-0933	stracyfam@msn.com
Paul Harris	(435) 787-8207	ph.cv.ut@gmail.com
Lynn Walker	(801) 255-4821	lrwalker@xmission.com
Duane Callahan	(801) 255-3351	Cduane6@msn.com
Aaron Ferguson	(801) 234-0270	afergusonmd@gmail.com
Nathan Hoffman	(407) 923-1272	nhoffman@student.roseman.edu
Dan Boston	(435) 752-6175	dabostondds@gmail.com
Ruedi Tillmann	(801) 281-8433	ruedi.tillmann@gmail.com
David S Peterson	(801) 278-4787	dsherwinp@gmail.com
Grant Quayle	(801) 556-1746	grantquayle@msn.com
Mike Bennett	(801) 360-0981	dentaldocmike@gmail.com
Jeff Youngquist	(385) 204-2222	youngquistdds@gmail.com
Dan Fischer	(801) 943-4980	Dan.fisher@ultradent.com
Matt Webb	(801) 349-5862	matthew.webb1@gmail.com
Joe Stobbe	(801) 243-1735	joestobbe@gmail.com
Cory Evans	(801) 550-1868	drcoryevans@gmail.com


Endodontics hands on course set for May

Look for information coming soon on the Mastership course on May 6-7. Attending this course will net you 16 CE hours for the course alone and 30 CE hours by completing the homework assignment. A presentation made at a subsequent Mastership course is good practice and helps us evaluate our work more objectively.

Welcome to all our new members, we look forward to getting to know you and want to thank you for joining.

Wishing you the best this coming year,

Scott Stucki DDS
 dstucki72@gmail.com



Examine These

Board contacts.....	pg 1
March CE Course.....	pg 2
CE Calendar.....	pg 3
Fellowship/ Mastership Requirements.....	pg 3

Crown Lengthening and Soft Tissue Grafting

Utah Academy of General Dentistry

Friday, March 11, 2016 from 8:00 AM to 4:00 PM (MST)

Roseman University of Health Sciences - Utah Campus , South Jordan

Sign up for 1 or 2 days at <http://www.eventbrite.com/e/crown-lengthening-and-soft-tissue-grafting-tickets-18618766231>

Dr. James Kohner

Friday will be Crown Lengthening : Lecture and Hands on Workshop

Enjoy an in-depth look at the evidence-based concepts and practical applications for Clinical Crown Lengthening and learn how to enhance predictability for your restorations and impressions. Gain the peace of mind that you are current in your treatment planning choices. Techniques are discussed for both Functional and Esthetic Crown Lengthening. This workshop is suitable for clinicians with or without surgical experience, who want to do some or most of their own crown extensions or just want to know more about the subject.

Faced with a cusp fractured below the gingiva?

Prepping too far under the gingiva and not getting predictable impressions?

Planning esthetic restorations in the anterior and facing uneven tissue or a "Gummy Smile?"

Crown extension is one of the most commonly required procedures in restorative dentistry, yet it is often underutilized. Enjoy an in-depth look at the evidence-based concepts and practical applications for Clinical Crown Lengthening and learn how to enhance predictability for your restorations and impressions. Gain the peace of mind that you are current in your treatment planning choices.

Techniques are discussed for both Functional and Esthetic Crown Lengthening. Including: how to handle hard and soft tissues; proper surgical techniques; preservation of esthetics in the final tissue contours; and relocation of all structures that comprise the biologic width, namely: sulcus, junctional epithelium, connective tissue fibers, and bone.

This course includes hands-on exercises and many case illustrations, plus two video demonstrations of surgical technique. The full day workshop offers the opportunity to practice these procedures on pig jaws and anatomically correct models.

The workshop is suitable for clinicians with or without surgical experience, who want to do some or most of their own crown extensions or just want to know more about the subject.

Participants will learn:

- How to make predictable impressions every time
- Why crowns come loose and how to prevent it
- Methods that save chair time and increase profit
- Causes of red gum tissue around margins
- How to diagnose esthetic crown lengthening
- To understand the Gummy Smile
- How to coordinate surgery with restorative procedures

Saturday will be Soft Tissue Grafting: Lecture and Hands on Workshop

Learn evidence-based solutions for the soft tissue challenges you face on a daily basis, and how to cover those exposed roots and predictably stop recession. Gain peace of mind knowing the gingiva stays in place by margins of newly placed esthetic crowns. Participants will experience an in-depth look at the concepts and practical applications for both Free Gingival and Connective Tissue Grafts. This workshop is for dentists who want to offer soft tissue grafting or learn more about enhancing esthetic restorative results.

Embarrassed by recession around a recently placed crown in the esthetic zone?

Faced with exposed roots that are esthetically undesirable or sensitive?

Learn evidence-based solutions for the soft tissue challenges you face on a daily basis, and how to cover those exposed roots and predictably stop recession. In this workshop, methods are illustrated to solve those problems and enhance your restorative results. Gain peace of mind knowing the gingiva stays in place by the margins of newly placed esthetic crowns.

Participants will experience an in-depth look at the concepts and practical applications for both Free Gingival and Connective Tissue Grafts.

§ Gingival Grafts create zones of attached gingiva where neither root coverage nor esthetics are factors. They provide a predictable way to stop recession from progressing.

§ Connective Tissue Grafts are useful for total root coverage in cases of severe recession, especially in the maxilla where esthetics are important.

The full day workshop offers the opportunity to practice both procedures on pig jaws.


This workshop is for dentists who want to offer soft tissue grafting or learn more about enhancing esthetic restorative results. The course includes hands-on exercises and many case illustrations, plus two surgical videos of the grafting procedure will be shown.

Participants will learn:

- Diagnostic criteria for each graft
- To gain root coverage
- To predictably stop recession, or to prevent it in the esthetic zone
- Step-by-step harvesting, placing and suturing
- Step-by-step use of specialized instruments

Dr. James Kohner presents courses on Crown Lengthening and Soft Tissue Grafting to a wide range of audiences across the US and in 8 foreign countries. His presentations focus on restorative and esthetic principles that participants can use in their practices immediately.

Dr. Kohner is a leading specialist in the periodontal world of dental health. He is an expert in the management of periodontal infection using non-surgical methods, as well as being current on the latest procedures relating to surgical therapy. He has presented at the American Academy of Periodontology meetings for many years and presented lectures at the Harvard School of Dental Medicine. He now teaches for the Perio Institute (since 2003) and is a current member of both the American Dental Association and the American Academy of Periodontology, plus is a professional member of the National Speakers Association.



Continuing Education Calendar

AGD Fellowship Award Requirements (simplified)

1. Current AGD membership for three (3) continuous years
2. Completion of 500 hours of FAGD/MAGD-approved continuing education credit, with at least 350 hours earned in course attendance. Mastership credit begins to accrue on the date that the 500-hours requirement has been met.
3. Successful completion of the Fellowship Examination.
4. Attendance at a Convocation Ceremony, held during the AGD Annual Meeting, to receive the award

AGD Mastership Award Requirements (simplified)

600 hours of MAGD-approved continuing dental education credit, 400 of which must be in participation courses. Mastership credit begins to accrue on the date that the 500-hour Fellowship Award requirement has been met. The 600 credit hours must be earned in specific disciplines, as outlined under "Subject Category requirements."

	Hands On	Total Hrs
Endodontics	30	46
Electives	30	46
MPD/Occlusion	30	46
Operative Dentistry	30	46
Oral & Maxillofacial Surgery	30	46
Orthodontics	12	12
Pediatric Dentistry	12	12
Periodontics	30	46
Practice Management	0	24
Fixed Prosthodontics	30	46
Removable Prosthodontics	30	46
Implants	30	46
Oral Med/Oral Diagnosis	12	12
Special Patient Care	12	12
Esthetics	30	46
TOTAL HOURS	360	544
TOTAL REQUIRED	400	600

The UAGD Board continually strives to furnish the best possible CE courses at a reasonable price. There are at least four traditional CE courses offered per year. Two day hands-on courses are given on the second or third weekend in May and the first or second weekend in November and follow the rotating schedule shown below in order to fulfill Mastership requirements, but all are invited to participate. Space is limited so register early. Lecture CE courses are typically offered in March and in September when we approve local officers in the Annual Business Meeting. Suggestions for topics and speakers are welcome and should be addressed to the board member over CE or Mastership.

2016

Mar 11-12	Crown Lengthening and Soft Tissue Grafting
Apr 22	UDA Luncheon. In office General Anesthesia.
May 6-7	Endo hands on course
July 14-17	AGD annual in Boston
Sep 16	Pediatric pearls, Interceptiv Orthodontics, Annual
Nov 4-5	Implants hands on/ Mastership

2017

Mar 3	Material Choice, Bone Grafting, GTR Surgery
May 5-6	Removable Pros Mastership
Sep 15	Cariology and prevention, Endodontic Science and Pearls, Annual meeting
Nov 3-4	Esthetics hands on/ Mastership

2018

Mar 2	Using Research and Evidence Based Dentistry
May 4-5	Surgery hands on/Mastership
Sep 14	Prosthodontics and Esthetics
Nov 2-3	Operative hands on/ Mastership

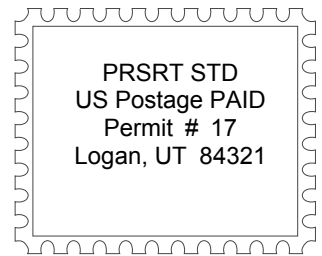
2019

Mar 1	Oral Diagnosis and Biopsies
May 3-4	Basic Science hands on/ Mastership
Sep 13	Operative Dentistry
Nov 1-2	Fixed Pros hands on/Mastership

2020

May 8-9	Electives hands on / Mastership
Nov 6-7	Perio hands on / Mastership

Utah Academy of General Dentistry
Paul Harris, DDS, Editor
40 W Cache Valley Blvd, #2A Logan,
UT 84341



Alzheimer's Update

—The Academy of General Dentistry (AGD) cautions readers about news articles on recent scientific findings concerning proteins that contribute to Alzheimer's disease. In its Sept. 10, 2015, issue, Nature published a study that indicates the inconclusive possibility of human-to-human transmission of certain proteins that contribute to Alzheimer's disease. Some news articles have suggested that these proteins may be transmitted through the use of surgical instruments during certain dental procedures. However, this is not what the study, published in Nature, states. "Our current data has no bearing on dental surgery and certainly does not argue that dentistry poses a risk of Alzheimer's disease," study author and University College London Neurology Professor John Collinge stated in a press release from the American Association of Endodontists. "The study does not claim that dental treatment causes Alzheimer's disease," says AGD President W. Mark Donald, DMD, MAGD. "On the contrary, previous research has shown that dentistry may play an important role in reducing the risk of Alzheimer's disease, not causing it." Indeed, studies have suggested a link between poor oral health and risk of Alzheimer's disease. Research published over the past decade in Alzheimer's & Dementia, CNS & Neurological Disorders-Drug Targets, and the Journal of Alzheimer's Disease identify possible links between periodontal disease and Alzheimer's, and opportunities to reduce the risk of Alzheimer's through oral health care. "The deeper we delve into the research, the more we find relationships between oral health and systemic diseases, and the more we realize that the mouth is truly the gateway to overall health," says Dr. Donald. "Visiting your dentist twice a year can result in more than healthy teeth and gums. For some patients, going to the dentist can be lifesaving."

UDA Luncheon

Friday, April 22, will be the AGD Lunch during the lunch break at the Utah Dental Convention. The location will be at the Joseph Smith Memorial Building. Please RSVP to Ruedi Tillmann(contact info on pg 1). Kevin Croft will be speaking on Practical Secrets on how Buffering and Sedation can bolster Revenue, Referrals and Satisfaction. Cost is \$10 for students and \$15 for dentists sent to Dr. Tillmann's office. Checks should be made out to "Utah AGD" and specify the luncheon.

Hygienist: You have severe periodontal disease and are at risk of losing some of your teeth.

Patient: Oh good, no cavities! How much is teeth whitening?

DentalHygieneAnswers.com

The advertisement features a cartoon character with a distressed expression, covering their face with their hands. The background is blue with white text. The website URL is at the bottom in red.